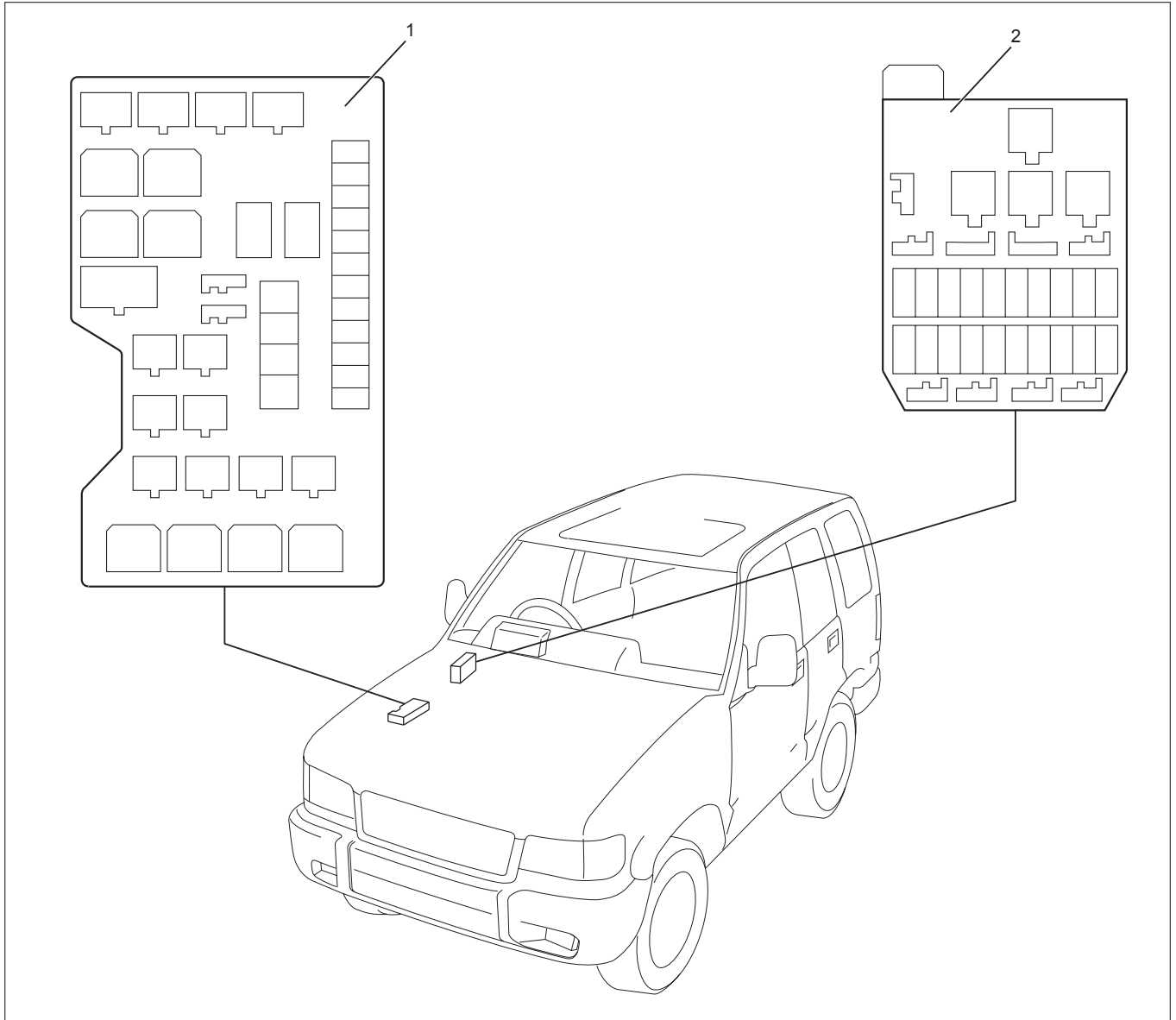


Main Data and Specifications

Fuse, Fusible Link and Circuit Breaker Location



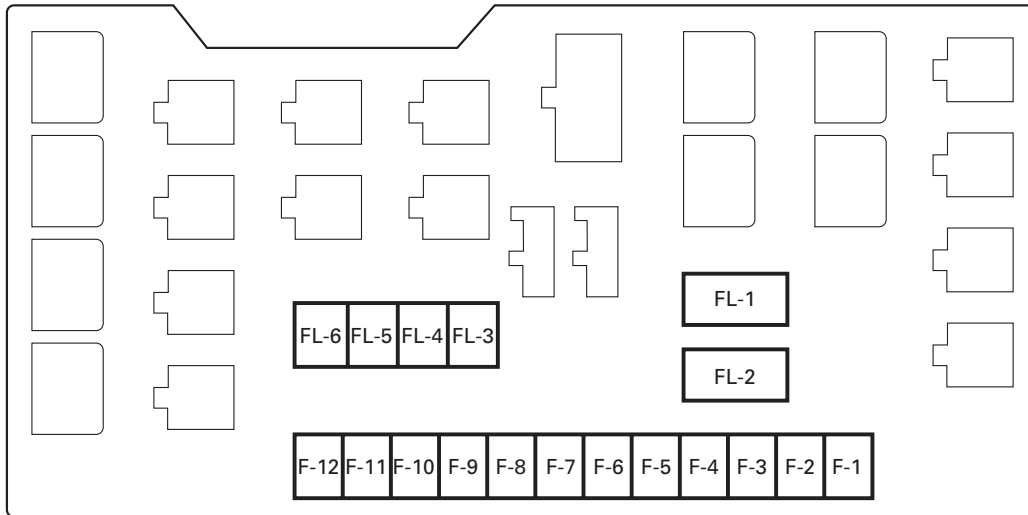
D08RWA03

Legend

- (1) Relay and Fuse Box
- (2) Fuse Box

Relay & Fuse Box

RELAY AND FUSE BOX

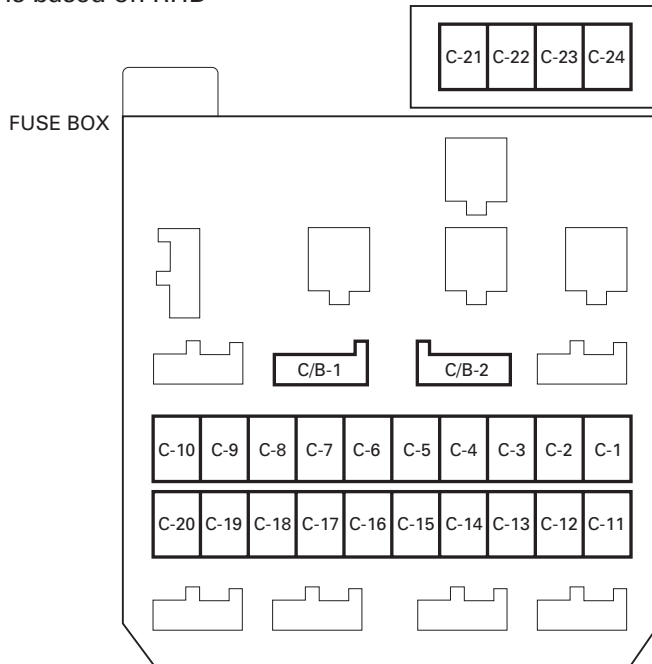


810RS027

	MODEL		
	No.		
FUSIBLE LINK	FL-1	80A MAIN	80A MAIN
	FL-2	50A KEY SW	50A KEY SW
	FL-3	30A ECM (GASOLINE)	30A ECM (GASOLINE)
	FL-4	30A CONDENSER FAN	30A CONDENSER FAN
	FL-5	50A GLOW (4JG2)	50A GLOW (4JG2)
	FL-6	40A ABS	40A ABS
FUSE	F-1	—	—
	F-2	10A O ₂ SENSOR (GASOLINE)	10A O ₂ SENSOR (GASOLINE)
	F-3	15A HORN HAZARD	15A HORN HAZARD
	F-4	15A H/LAMP-LH	10A H/LAMP-LH (HI)
	F-5	15A H/LAMP-RH	10A H/LAMP-RH (HI)
	F-6	—	10A H/LAMP-LH (LOW)
	F-7	15A ANTI-THEFT	10A H/LAMP-RH (LOW)
	F-8	20A FOG	20A FOG
	F-9	20A ABS	20A ABS
	F-10	15A FUEL PUMP (GASOLINE)	15A FUEL PUMP (GASOLINE)
	F-11	—	10A TAIL-LH
	F-12	15A TAIL	10A TAIL-RH

Fuse Box

This illustration is based on RHD



810RV026

FUSE

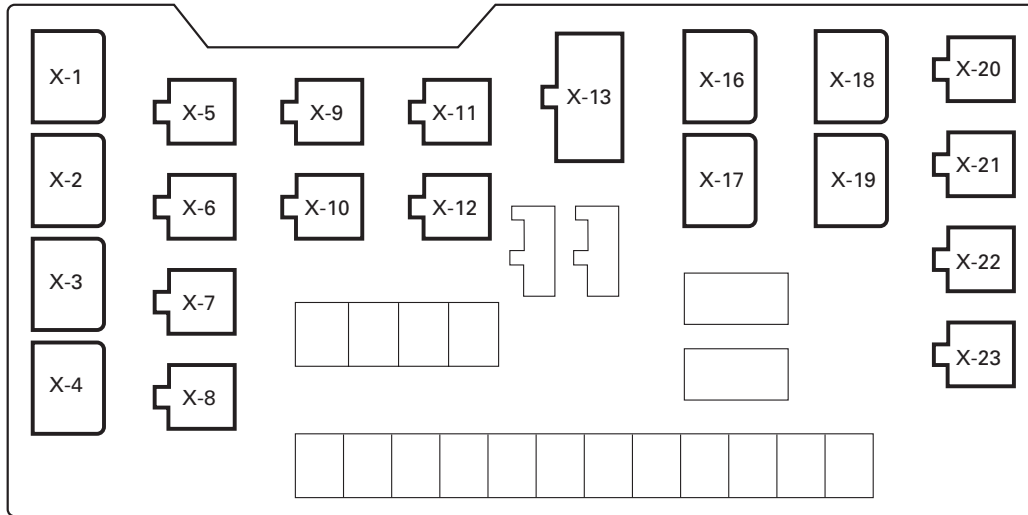
No.	RHD	LHD
C-1	10A STARTER RELAY	10A STARTER RELAY
C-2	15A SEAT HEATER	15A SEAT HEATER
C-3	10A TURN, BACK	10A TURN, BACK
C-4	10A ELEC. IGN.	10A ELEC. IGN.
C-5	15A FRT WIPER AND WASHER	15A FRT WIPER AND WASHER
C-6	10A RR WIPER AND WASHER	10A RR WIPER AND WASHER
C-7	10A H/LAMP WIPER	10A H/LAMP WIPER
C-8	15A ENGINE	15A ENGINE
C-9	15A IGN. COIL (GASOLINE) 15A FUEL CUT (4JG2)	15A IGN. COIL (GASOLINE) 15A FUEL CUT (4JG2)
C-10	10A METER, GAUGE	10A METER, GAUGE
C-11	10A AUDIO, MIRROR	10A AUDIO, MIRROR
C-12	20A CIGARETTE	20A CIGARETTE
C-13	10A ANTI-THEFT	10A ANTI-THEFT
C-14	15A STOP, A/T CONT.	15A STOP, A/T CONT.
C-15	20A TELEPHONE	20A TELEPHONE
C-16	10A CLOCK, ROOM	10A CLOCK, ROOM
C-17	25A RR DEFOG.	25A RR DEFOG.
C-18	20A DOOR LOCK	20A DOOR LOCK
C-19	25A BLOWER	25A BLOWER
C-20	10A AIR CON.	10A AIR CON.
C-21	10A SRS-1	10A SRS-1
C-22	—	—
C-23	—	—
C-24	—	—

CIRCUIT BREAKER

No.	RHD	LHD
C/B-1	—	—
C/B-2	30A P/W, P/S, S/R	30A P/W, P/S, S/R

Relay Location-1 (Relay and Fuse Box)

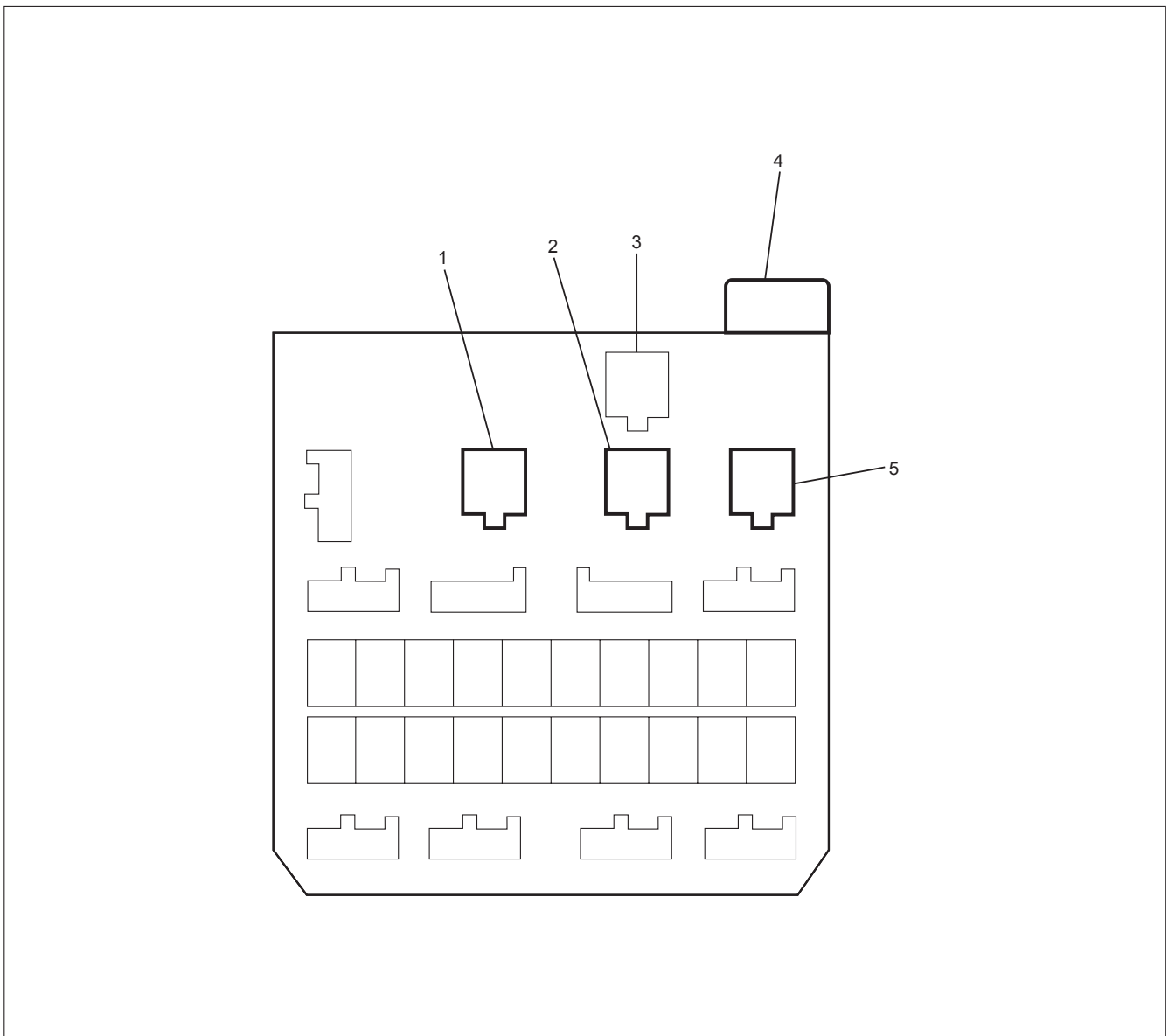
RELAY AND FUSE BOX



810RS029

No.	RHD	LHD
X-1	RELAY ; LIGHTING	RELAY ; LIGHTING
X-2	—	—
X-3	—	RELAY ; DIMMER
X-4	—	—
X-5	RELAY ; A/C THERMO	RELAY ; A/C THERMO
X-6	—	—
X-7	RELAY ; COMPRESSOR (GASOLINE)	RELAY ; COMPRESSOR (GASOLINE)
X-8	RELAY ; HORN	RELAY ; HORN
X-9	RELAY ; TAIL	RELAY ; TAIL
X-10	—	—
X-11	RELAY ; FUEL PUMP (GASOLINE)	RELAY ; FUEL PUMP (GASOLINE)
X-12	RELAY ; ECM MAIN (GASOLINE)	RELAY ; ECM MAIN (GASOLINE)
X-13	—	—
X-16	RELAY ; ANTI-THEFT	RELAY ; ANTI-THEFT
X-17	RELAY ; STARTER (GASOLINE) RELAY ; CHARGE (DIESEL)	RELAY ; STARTER (GASOLINE) RELAY ; CHARGE (DIESEL)
X-18	RELAY ; SHIFT ON THE FLY	RELAY ; SHIFT ON THE FLY
X-19	RELAY ; CONDENSER FAN (GASOLINE)	RELAY ; CONDENSER FAN
X-20	—	—
X-21	—	—
X-22	RELAY ; RR FOG LIGHT	—
X-23	RELAY ; FRT FOG LIGHT	RELAY ; FRT FOG LIGHT

Relay Location-2 (Fuse Box)



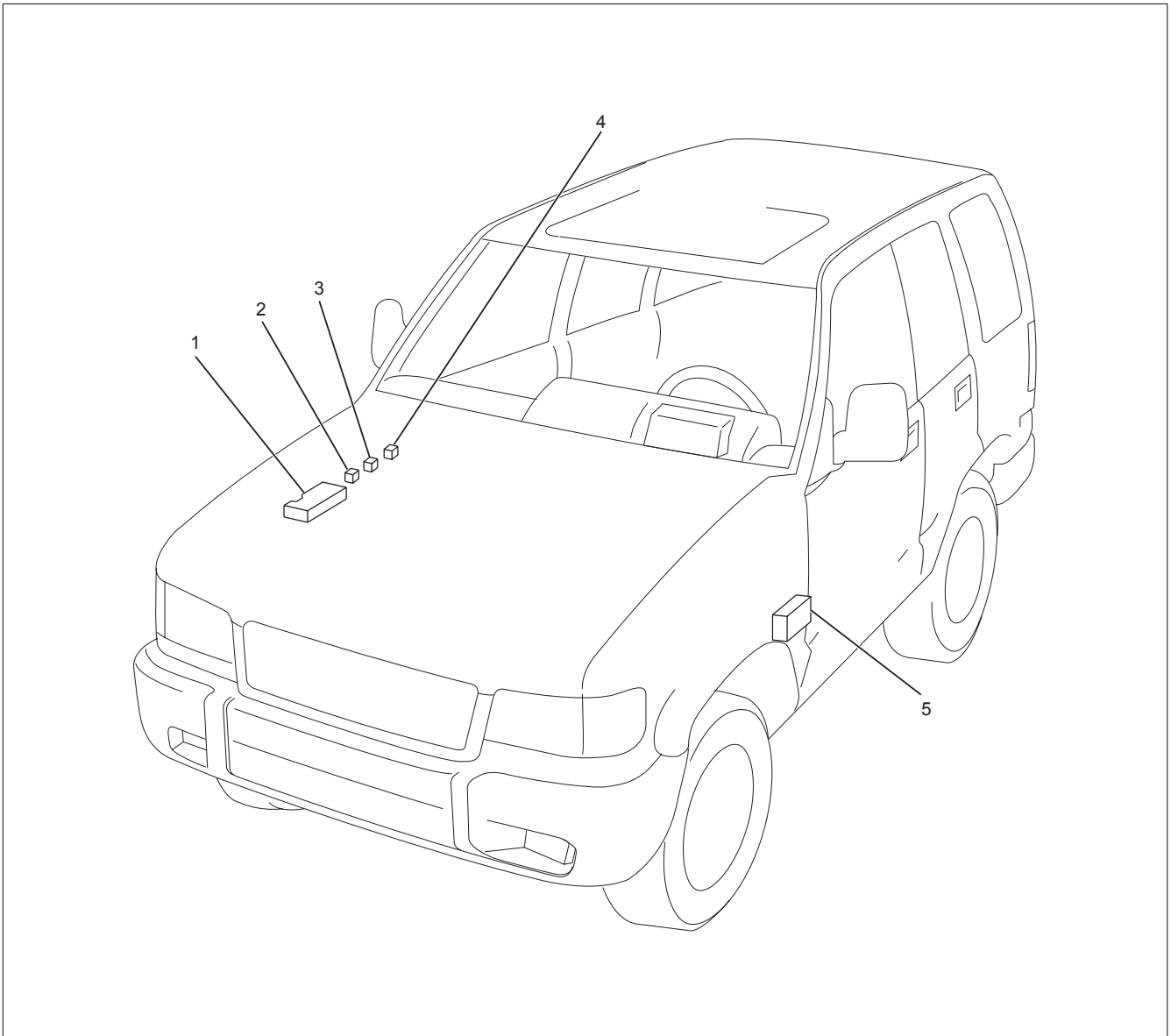
810RW330

Legend

- (1) Heater & A/C Relay
- (2) Power Window Relay
- (3) H-63

- (4) Flasher Unit
- (5) Rear Defogger Relay

Relay Location-3



810RW331

Legend

- (1) Relay and Fuse Box
- (2) Glow Relay-1
- (3) Glow Relay-2

(4) Starter Relay

(5) Fuse Box

Diode Location

